
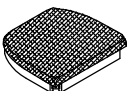






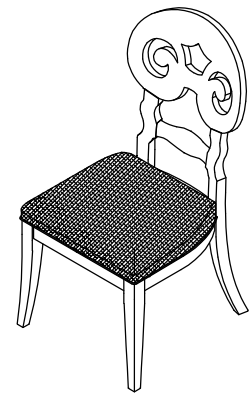


### Warning :

- Be sure to check all packing material carefully for small parts, which may have come loose inside the carton during shipment.
- To prevent possible scratches and damage, this furniture must be assembled on a soft surface such as a blanket or carpet.

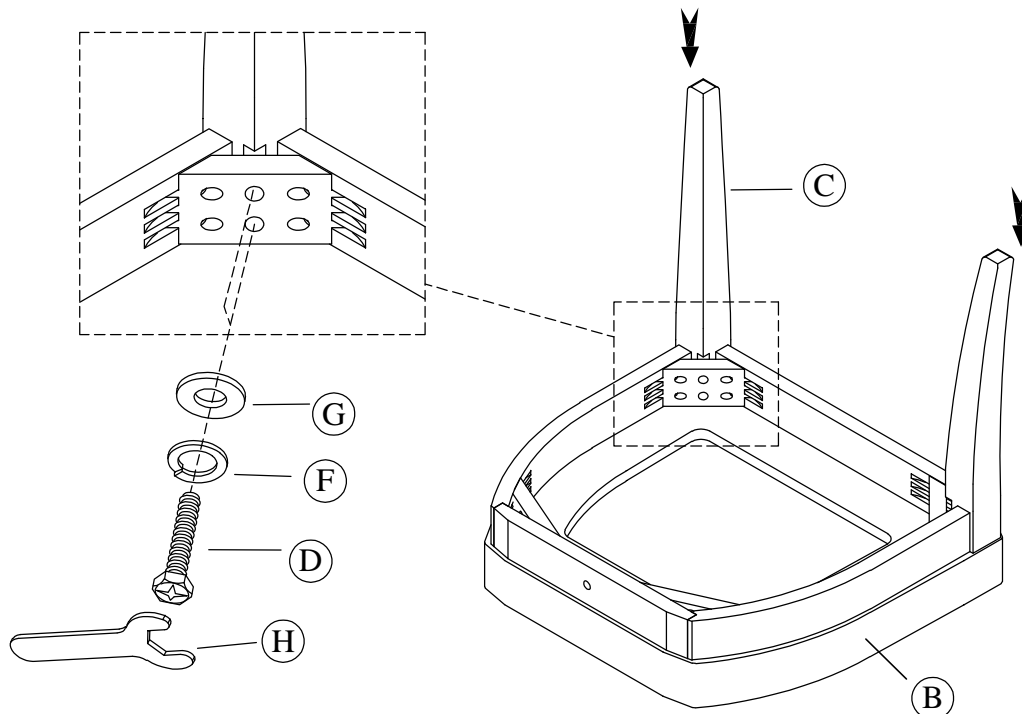
### Components and Hardware List

<p>Chair Back</p>  <p>(A) 1 pc.</p>	<p>Seat Frame</p>  <p>(B) 1 pc.</p>	<p>Front Leg</p>  <p>(C) 2 pcs.</p>	<p>Allen Head Bolt Ø5/16"-18 x 2- 3/4"</p>  <p>(D) 8 pcs.</p>	<p>Allen Head Bolt Ø5/16"-18 x 2"</p>  <p>(E) 1 pc.</p>
<p>Spring Washer Ø5/16"</p>  <p>(F) 9 pcs.</p>	<p>Flat Washer Ø5/16" x 19*2mm</p>  <p>(G) 9 pcs.</p>	<p>Open Wrench 13 mm</p>  <p>(H) 1 pc.</p>		

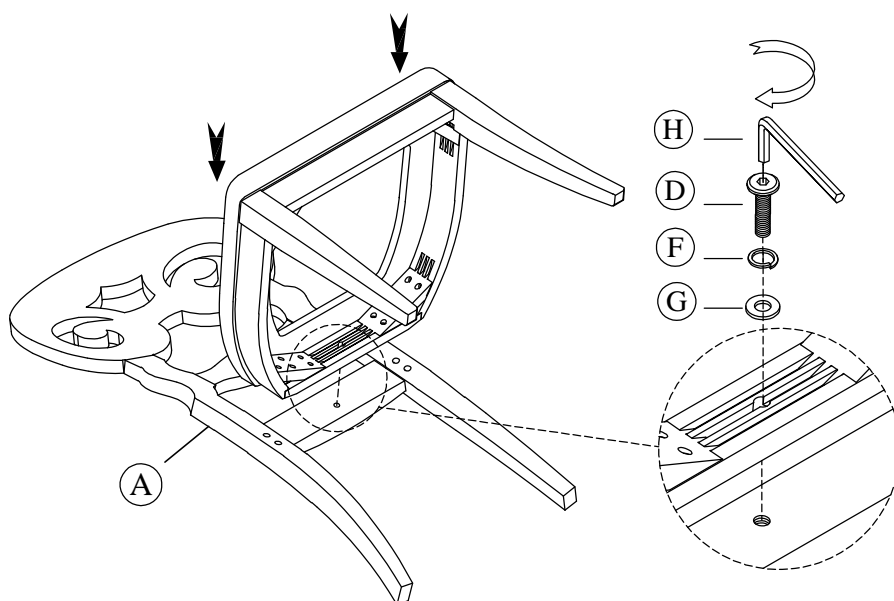


#36352/ 36552/ 36652  
Scroll Uph Side Chair

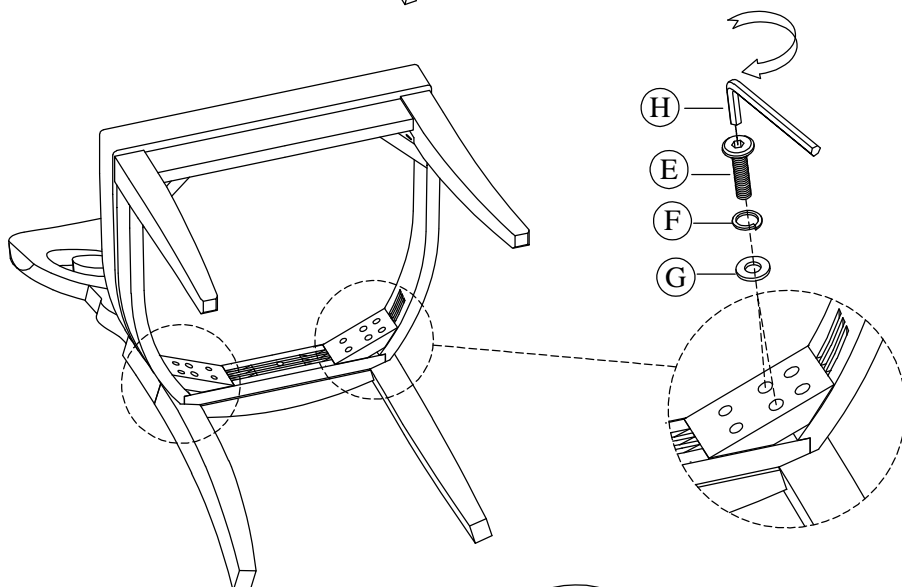
### STEP 1:



**STEP 2:**



**STEP 3:**



**Complete**

